

2013年度 授業評価アンケート集計結果(共通設問)

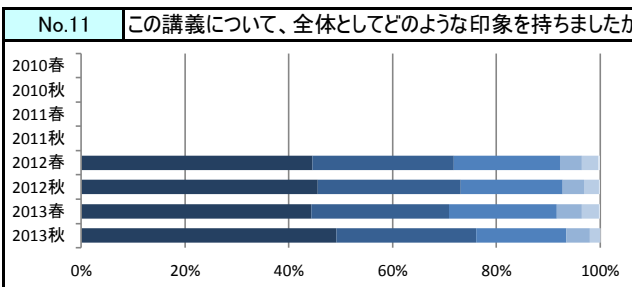
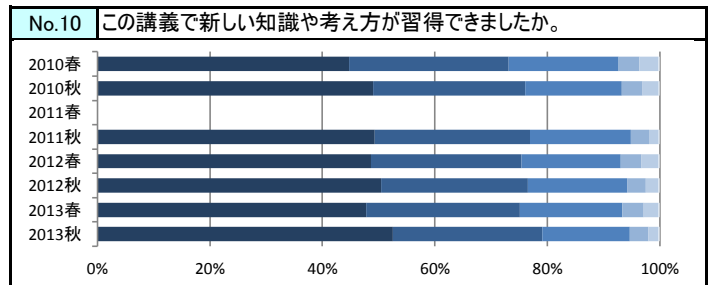
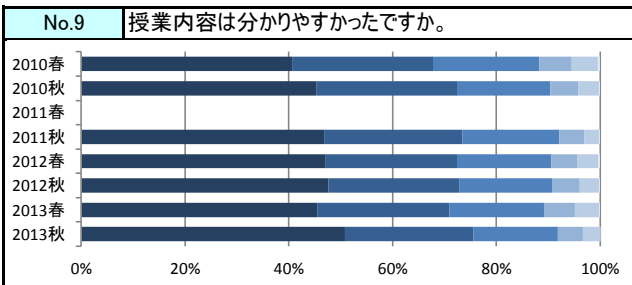
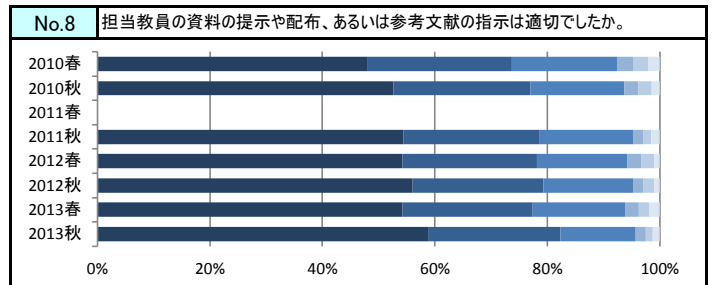
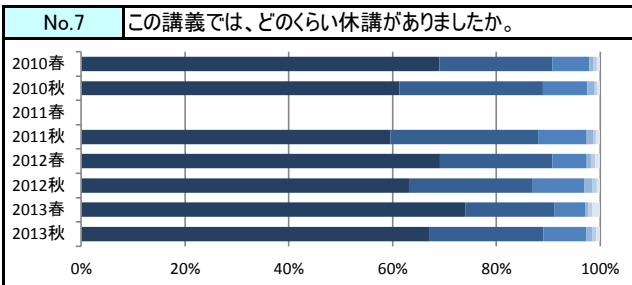
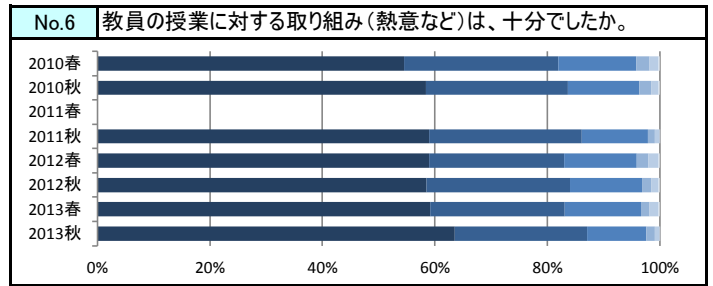
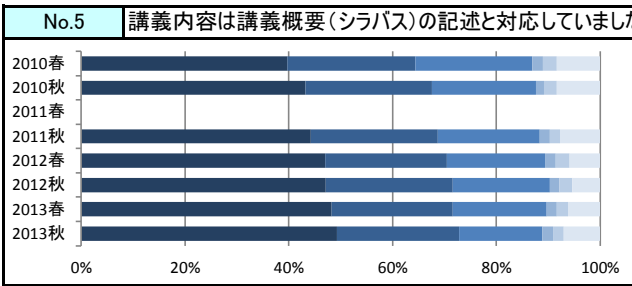
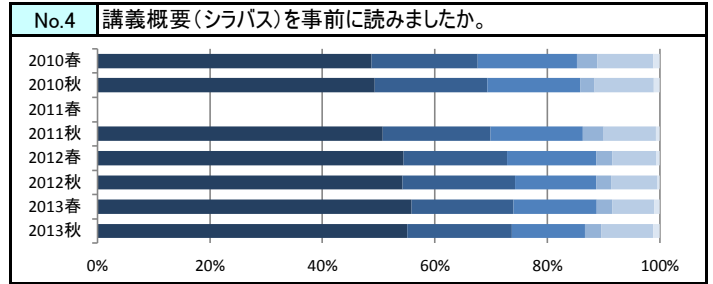
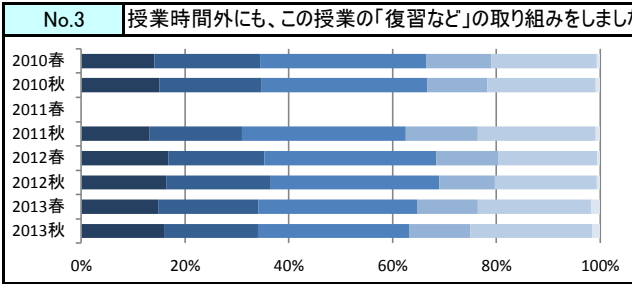
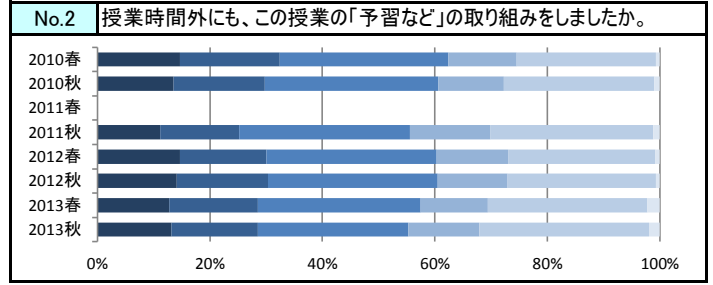
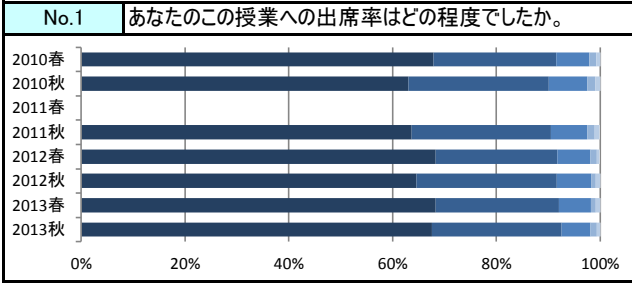
明治学院大学

学科・専攻 法律学科

| No.                       | 設問文  | 年度                           | 回答数/回答率   |                |                |                |                | 有効回答        | 無効回答        | 当学科平均点     | 全学部平均点 |      |      |
|---------------------------|--|------------------------------|---|----------------|----------------|----------------|----------------|-------------|-------------|------------|--------|------|------|
|                           |  |                              | 5   | 4              | 3              | 2              | 1              |             |             |            |        | N    |      |
| <b>A この授業に関する学習状況について</b> |  |                              |   |                |                |                |                |             |             |            |        |      |      |
| 1                         | あなたのこの授業への出席率ほどの程度でしたか。<br>【評価凡例】<br>5: >90%<br>4: 70%<br>3: 50%<br>2: 30%<br>1: <29%<br>N: 該当なし | 2010春                        | 4,200<br>67.8%  | 1,464<br>23.6% | 396<br>6.4%    | 85<br>1.4%     | 45<br>0.7%     | 1<br>0.0%   | 6,191       | 4          | 4.56   | 4.59 |      |
|                           |  | 2010秋                        | 2,671<br>63.1%  | 1,141<br>26.9% | 315<br>7.4%    | 65<br>1.5%     | 38<br>0.9%     | 4<br>0.1%   | 4,234       | 6          | 4.50   | 4.50 |      |
|                           |  | 2011春                        | -   | -              | -              | -              | -              | -           | -           | -          | -      | -    | -    |
|                           |  | 2011秋                        | 2,566<br>63.6%  | 1,086<br>26.9% | 281<br>7.0%    | 56<br>1.4%     | 41<br>1.0%     | 4<br>0.1%   | 4,034       | 3          | 4.50   | 4.54 |      |
|                           |  | 2012春                        | 3,754<br>68.3%  | 1,289<br>23.5% | 349<br>6.4%    | 66<br>1.2%     | 28<br>0.5%     | 9<br>0.2%   | 5,495       | 7          | 4.57   | 4.62 |      |
|                           |  | 2012秋                        | 2,651<br>64.6%  | 1,111<br>27.1% | 273<br>6.7%    | 36<br>0.9%     | 32<br>0.8%     | 2<br>0.0%   | 4,105       | 3          | 4.54   | 4.53 |      |
|                           |  | 2013春                        | 3,829<br>68.2%  | 1,334<br>23.8% | 345<br>6.1%    | 56<br>1.0%     | 42<br>0.7%     | 5<br>0.1%   | 5,611       | 9          | 4.57   | 4.61 |      |
|                           |  | 2013秋                        | 2,399<br>67.6%  | 887<br>25.0%   | 197<br>5.5%    | 42<br>1.2%     | 22<br>0.6%     | 3<br>0.1%   | 3,550       | 5          | 4.57   | 4.58 |      |
|                           |  | 2010春                        | 906<br>14.6%  | 1,099<br>17.7% | 1,859<br>30.0% | 752<br>12.1%   | 1,530<br>24.7% | 46<br>0.7%  | 6,192       | 3          | 2.83   | 2.79 |      |
|                           |  | 2010秋                        | 573<br>13.5%  | 686<br>16.2%   | 1,304<br>30.8% | 494<br>11.7%   | 1,131<br>26.7% | 43<br>1.0%  | 4,231       | 9          | 2.75   | 2.85 |      |
| 2011春                     | -  | -                            | -   | -              | -              | -              | -              | -           | -           | -          | -      |      |      |
| 2011秋                     | 451<br>11.2%   | 566<br>14.0%                 | 1,223<br>30.3%  | 578<br>14.3%   | 1,168<br>29.0% | 48<br>1.2%     | 4,034          | 3           | 2.61        | 2.85       |        |      |      |
| 2012春                     | 804<br>14.6%   | 847<br>15.4%                 | 1,660<br>30.2%  | 701<br>12.8%   | 1,436<br>26.2% | 43<br>0.8%     | 5,491          | 11          | 2.77        | 2.96       |        |      |      |
| 2012秋                     | 579<br>14.1%   | 666<br>16.2%                 | 1,239<br>30.2%  | 508<br>12.4%   | 1,085<br>26.4% | 28<br>0.7%     | 4,105          | 3           | 2.77        | 3.04       |        |      |      |
| 2013春                     | 716<br>12.8%   | 882<br>15.7%                 | 1,624<br>28.9%  | 673<br>12.0%   | 1,590<br>28.3% | 125<br>2.2%    | 5,610          | 10          | 2.66        | 2.86       |        |      |      |
| 2013秋                     | 466<br>13.1%   | 545<br>15.4%                 | 952<br>26.8%  | 446<br>12.6%   | 1,072<br>30.2% | 69<br>1.9%     | 3,550          | 5           | 2.63        | 2.99       |        |      |      |
| 3                         | 授業時間外にも、この授業の「復習など」の取り組みをしましたか。<br>【評価凡例】<br>5: はい<br>1: いいえ<br>N: 該当なし                          | 2010春                        | 870<br>14.1%  | 1,259<br>20.4% | 1,977<br>32.0% | 777<br>12.6%   | 1,258<br>20.3% | 42<br>0.7%  | 6,183       | 12         | 2.93   | 2.80 |      |
|                           |  | 2010秋                        | 635<br>15.0%  | 836<br>19.8%   | 1,346<br>31.9% | 491<br>11.6%   | 880<br>20.8%   | 38<br>0.9%  | 4,226       | 14         | 2.94   | 2.85 |      |
|                           |  | 2011春                        | -   | -              | -              | -              | -              | -           | -           | -          | -      | -    |      |
|                           |  | 2011秋                        | 533<br>13.2%  | 717<br>17.8%   | 1,273<br>31.6% | 560<br>13.9%   | 913<br>22.6%   | 37<br>0.9%  | 4,033       | 4          | 2.82   | 2.87 |      |
|                           |  | 2012春                        | 918<br>16.7%  | 1,020<br>18.6% | 1,816<br>33.1% | 659<br>12.0%   | 1,044<br>19.0% | 31<br>0.6%  | 5,488       | 14         | 3.00   | 3.00 |      |
|                           |  | 2012秋                        | 672<br>16.4%  | 826<br>20.1%   | 1,333<br>32.5% | 442<br>10.8%   | 805<br>19.6%   | 27<br>0.7%  | 4,105       | 3          | 3.01   | 3.07 |      |
|                           |  | 2013春                        | 834<br>14.9%  | 1,082<br>19.3% | 1,713<br>30.5% | 658<br>11.7%   | 1,225<br>21.8% | 99<br>1.8%  | 5,611       | 9          | 2.88   | 2.92 |      |
|                           |  | 2013秋                        | 567<br>16.0%  | 640<br>18.0%   | 1,036<br>29.2% | 420<br>11.8%   | 829<br>23.4%   | 58<br>1.6%  | 3,550       | 5          | 2.87   | 3.01 |      |
|                           |  | <b>B この授業の講義概要(シラバス)について</b> |   |                |                |                |                |             |             |            |        |      |      |
|                           |  | 4                            | 講義概要(シラバス)を事前に読みましたか。<br>【評価凡例】<br>5: はい<br>1: いいえ<br>N: 該当なし | 2010春          | 3,010<br>48.7% | 1,168<br>18.9% | 1,093<br>17.7% | 222<br>3.6% | 613<br>9.9% | 75<br>1.2% | 6,181  | 14   | 3.89 |
| 2010秋                     | 2,087<br>49.3%   |                              |   | 846<br>20.0%   | 698<br>16.5%   | 109<br>2.6%    | 444<br>10.5%   | 47<br>1.1%  | 4,231       | 9          | 3.92   | 3.93 |      |
| 2011春                     | -  |                              |   | -              | -              | -              | -              | -           | -           | -          | -      | -    |      |
| 2011秋                     | 2,044<br>50.7%   |                              |   | 776<br>19.2%   | 659<br>16.3%   | 151<br>3.7%    | 376<br>9.3%    | 27<br>0.7%  | 4,033       | 4          | 3.96   | 3.91 |      |
| 2012春                     | 2,991<br>54.5%   |                              |   | 1,010<br>18.4% | 868<br>15.8%   | 160<br>2.9%    | 431<br>7.8%    | 32<br>0.6%  | 5,492       | 10         | 4.07   | 4.07 |      |
| 2012秋                     | 2,223<br>54.2%   |                              |   | 823<br>20.1%   | 591<br>14.4%   | 109<br>2.7%    | 339<br>8.3%    | 17<br>0.4%  | 4,102       | 6          | 4.08   | 4.03 |      |
| 2013春                     | 3,131<br>55.8%   |                              |   | 1,020<br>18.2% | 826<br>14.7%   | 156<br>2.8%    | 422<br>7.5%    | 54<br>1.0%  | 5,609       | 11         | 4.09   | 4.06 |      |
| 2013秋                     | 1,956<br>55.1%   |                              |   | 659<br>18.6%   | 461<br>13.0%   | 105<br>3.0%    | 326<br>9.2%    | 41<br>1.2%  | 3,548       | 7          | 4.04   | 4.03 |      |
| 2010春                     | 2,447<br>39.7%   |                              |   | 1,523<br>24.7% | 1,385<br>22.5% | 124<br>2.0%    | 164<br>2.7%    | 519<br>8.4% | 6,162       | 33         | 3.72   | 3.87 |      |
| 2010秋                     | 1,821<br>43.2%   |                              |   | 1,022<br>24.3% | 845<br>20.1%   | 67<br>1.6%     | 104<br>2.5%    | 352<br>8.4% | 4,211       | 29         | 3.79   | 3.87 |      |
| 2011春                     | -  | -                            | -   | -              | -              | -              | -              | -           | -           | -          |        |      |      |
| 2011秋                     | 1,781<br>44.3%   | 982<br>24.4%                 | 790<br>19.6%  | 81<br>2.0%     | 78<br>1.9%     | 312<br>7.8%    | 4,024          | 13          | 3.84        | 3.87       |        |      |      |
| 2012春                     | 2,569<br>47.0%   | 1,284<br>23.5%               | 1,035<br>18.9%  | 112<br>2.0%    | 144<br>2.6%    | 324<br>5.9%    | 5,468          | 34          | 3.92        | 3.96       |        |      |      |
| 2012秋                     | 1,924<br>47.1%   | 998<br>24.4%                 | 765<br>18.7%  | 76<br>1.9%     | 101<br>2.5%    | 219<br>5.4%    | 4,083          | 25          | 3.96        | 3.98       |        |      |      |
| 2013春                     | 2,696<br>48.2%   | 1,306<br>23.4%               | 1,012<br>18.1%  | 113<br>2.0%    | 118<br>2.1%    | 348<br>6.2%    | 5,593          | 27          | 3.95        | 3.96       |        |      |      |
| 2013秋                     | 1,746<br>49.3%   | 832<br>23.5%                 | 569<br>16.1%  | 71<br>2.0%     | 73<br>2.1%     | 250<br>7.1%    | 3,541          | 14          | 3.95        | 3.97       |        |      |      |

| C この授業の担当教員について   |  |       |       |       |       |      |       |      |       |      |      |      |
|-------------------|--|-------|-------|-------|-------|------|-------|------|-------|------|------|------|
| 6                 | 教員の授業に対する取り組み(熱意など)は、十分でしたか。<br>【評価凡例】<br>5: はい<br>1: いいえ<br>N: 該当なし       | 2010春 | 3,373 | 1,697 | 851   | 148  | 104   | 11   | 6,184 | 11   | 4.30 | 4.40 |
|                   |  |       | 54.5% | 27.4% | 13.8% | 2.4% | 1.7%  | 0.2% |       |      |      |      |
|                   |  | 2010秋 | 2,472 | 1,069 | 536   | 90   | 58    | 8    | 4,233 | 7    | 4.37 | 4.45 |
|                   |  |       | 58.4% | 25.3% | 12.7% | 2.1% | 1.4%  | 0.2% |       |      |      |      |
|                   |  | 2011春 | -     | -     | -     | -    | -     | -    | -     | -    | -    | -    |
|                   |  | 2011秋 | 2,377 | 1,096 | 473   | 50   | 34    | 3    | 4,033 | 4    | 4.42 | 4.49 |
|                   |  |       | 58.9% | 27.2% | 11.7% | 1.2% | 0.8%  | 0.1% |       |      |      |      |
|                   |  | 2012春 | 3,235 | 1,316 | 706   | 117  | 98    | 13   | 5,485 | 17   | 4.36 | 4.44 |
|                   |  |       | 59.0% | 24.0% | 12.9% | 2.1% | 1.8%  | 0.2% |       |      |      |      |
|                   |  | 2012秋 | 2,400 | 1,048 | 523   | 66   | 56    | 9    | 4,102 | 6    | 4.38 | 4.49 |
|                   | 58.5%  | 25.5% | 12.7% | 1.6%  | 1.4%  | 0.2% |       |      |       |      |      |      |
| 2013春             | 3,316  | 1,343 | 757   | 88    | 87    | 15   | 5,606 | 14   | 4.37  | 4.47 |      |      |
|                   | 59.2%  | 24.0% | 13.5% | 1.6%  | 1.6%  | 0.3% |       |      |       |      |      |      |
| 2013秋             | 2,254  | 835   | 375   | 52    | 30    | 2    | 3,548 | 7    | 4.47  | 4.52 |      |      |
|                   | 63.5%  | 23.5% | 10.6% | 1.5%  | 0.8%  | 0.1% |       |      |       |      |      |      |
| 7                 | この講義では、どのくらい休講がありましたか。<br>【評価凡例】<br>5: 殆どなかった<br>1: 多い<br>N: 該当なし          | 2010春 | 4,263 | 1,350 | 438   | 47   | 40    | 44   | 6,182 | 13   | 4.56 | 4.45 |
|                   |  |       | 69.0% | 21.8% | 7.1%  | 0.8% | 0.6%  | 0.7% |       |      |      |      |
|                   |  | 2010秋 | 2,590 | 1,171 | 360   | 60   | 19    | 28   | 4,228 | 12   | 4.46 | 4.43 |
|                   |  |       | 61.3% | 27.7% | 8.5%  | 1.4% | 0.4%  | 0.7% |       |      |      |      |
|                   |  | 2011春 | -     | -     | -     | -    | -     | -    | -     | -    | -    | -    |
|                   |  | 2011秋 | 2,401 | 1,148 | 380   | 54   | 19    | 31   | 4,033 | 4    | 4.43 | 4.42 |
|                   |  |       | 59.5% | 28.5% | 9.4%  | 1.3% | 0.5%  | 0.8% |       |      |      |      |
|                   |  | 2012春 | 3,791 | 1,194 | 357   | 47   | 44    | 54   | 5,487 | 15   | 4.55 | 4.49 |
|                   |  |       | 69.1% | 21.8% | 6.5%  | 0.9% | 0.8%  | 1.0% |       |      |      |      |
|                   |  | 2012秋 | 2,591 | 975   | 411   | 63   | 32    | 29   | 4,101 | 7    | 4.45 | 4.47 |
|                   | 63.2%  | 23.8% | 10.0% | 1.5%  | 0.8%  | 0.7% |       |      |       |      |      |      |
| 2013春             | 4,146  | 960   | 325   | 37    | 41    | 88   | 5,597 | 23   | 4.58  | 4.51 |      |      |
|                   | 74.1%  | 17.2% | 5.8%  | 0.7%  | 0.7%  | 1.6% |       |      |       |      |      |      |
| 2013秋             | 2,383  | 775   | 295   | 42    | 25    | 28   | 3,548 | 7    | 4.51  | 4.49 |      |      |
|                   | 67.2%  | 21.8% | 8.3%  | 1.2%  | 0.7%  | 0.8% |       |      |       |      |      |      |
| D この授業の教材について     |  |       |       |       |       |      |       |      |       |      |      |      |
| 8                 | 担当教員の資料の提示や配布、あるいは参考文献の指示は適切でしたか。<br>【評価凡例】<br>5: はい<br>1: いいえ<br>N: 該当なし  | 2010春 | 2,967 | 1,584 | 1,156 | 174  | 166   | 128  | 6,175 | 20   | 4.07 | 4.17 |
|                   |  |       | 48.0% | 25.7% | 18.7% | 2.8% | 2.7%  | 2.1% |       |      |      |      |
|                   |  | 2010秋 | 2,224 | 1,034 | 704   | 106  | 100   | 61   | 4,229 | 11   | 4.18 | 4.24 |
|                   |  |       | 52.6% | 24.5% | 16.6% | 2.5% | 2.4%  | 1.4% |       |      |      |      |
|                   |  | 2011春 | -     | -     | -     | -    | -     | -    | -     | -    | -    | -    |
|                   |  | 2011秋 | 2,192 | 971   | 671   | 73   | 58    | 63   | 4,028 | 9    | 4.24 | 4.29 |
|                   |  |       | 54.4% | 24.1% | 16.7% | 1.8% | 1.4%  | 1.6% |       |      |      |      |
|                   |  | 2012春 | 2,973 | 1,307 | 879   | 139  | 126   | 54   | 5,478 | 24   | 4.22 | 4.26 |
|                   |  |       | 54.3% | 23.9% | 16.0% | 2.5% | 2.3%  | 1.0% |       |      |      |      |
|                   |  | 2012秋 | 2,294 | 952   | 651   | 77   | 78    | 42   | 4,094 | 14   | 4.27 | 4.34 |
|                   | 56.0%  | 23.3% | 15.9% | 1.9%  | 1.9%  | 1.0% |       |      |       |      |      |      |
| 2013春             | 3,035  | 1,301 | 916   | 137   | 101   | 110  | 5,600 | 20   | 4.20  | 4.27 |      |      |
|                   | 54.2%  | 23.2% | 16.4% | 2.4%  | 1.8%  | 2.0% |       |      |       |      |      |      |
| 2013秋             | 2,088  | 833   | 477   | 64    | 43    | 45   | 3,550 | 5    | 4.33  | 4.36 |      |      |
|                   | 58.8%  | 23.5% | 13.4% | 1.8%  | 1.2%  | 1.3% |       |      |       |      |      |      |
| E この授業に関する満足度について |  |       |       |       |       |      |       |      |       |      |      |      |
| 9                 | 授業内容は分かりやすかったですか。<br>【評価凡例】<br>5: はい<br>1: いいえ<br>N: 該当なし                  | 2010春 | 2,514 | 1,681 | 1,261 | 390  | 311   | 30   | 6,187 | 8    | 3.91 | 4.04 |
|                   |  |       | 40.6% | 27.2% | 20.4% | 6.3% | 5.0%  | 0.5% |       |      |      |      |
|                   |  | 2010秋 | 1,919 | 1,146 | 761   | 228  | 171   | 9    | 4,234 | 6    | 4.04 | 4.14 |
|                   |  |       | 45.3% | 27.1% | 18.0% | 5.4% | 4.0%  | 0.2% |       |      |      |      |
|                   |  | 2011春 | -     | -     | -     | -    | -     | -    | -     | -    | -    | -    |
|                   |  | 2011秋 | 1,888 | 1,071 | 758   | 192  | 113   | 10   | 4,032 | 5    | 4.09 | 4.21 |
|                   |  |       | 46.8% | 26.6% | 18.8% | 4.8% | 2.8%  | 0.2% |       |      |      |      |
|                   |  | 2012春 | 2,583 | 1,391 | 999   | 272  | 224   | 18   | 5,487 | 15   | 4.05 | 4.13 |
|                   |  |       | 47.1% | 25.4% | 18.2% | 5.0% | 4.1%  | 0.3% |       |      |      |      |
|                   |  | 2012秋 | 1,956 | 1,035 | 731   | 218  | 153   | 11   | 4,104 | 4    | 4.07 | 4.24 |
|                   | 47.7%  | 25.2% | 17.8% | 5.3%  | 3.7%  | 0.3% |       |      |       |      |      |      |
| 2013春             | 2,546  | 1,430 | 1,019 | 339   | 257   | 14   | 5,605 | 15   | 4.00  | 4.17 |      |      |
|                   | 45.4%  | 25.5% | 18.2% | 6.0%  | 4.6%  | 0.2% |       |      |       |      |      |      |
| 2013秋             | 1,805  | 880   | 575   | 174   | 117   | 1    | 3,552 | 3    | 4.15  | 4.28 |      |      |
|                   | 50.8%  | 24.8% | 16.2% | 4.9%  | 3.3%  | 0.0% |       |      |       |      |      |      |
| 10                | この講義で新しい知識や考え方が習得できましたか。<br>【評価凡例】<br>5: はい<br>1: いいえ<br>N: 該当なし           | 2010春 | 2,771 | 1,753 | 1,206 | 233  | 204   | 19   | 6,186 | 9    | 4.07 | 4.16 |
|                   |  |       | 44.8% | 28.3% | 19.5% | 3.8% | 3.3%  | 0.3% |       |      |      |      |
|                   |  | 2010秋 | 2,073 | 1,146 | 723   | 160  | 120   | 8    | 4,230 | 10   | 4.15 | 4.23 |
|                   |  |       | 49.0% | 27.1% | 17.1% | 3.8% | 2.8%  | 0.2% |       |      |      |      |
|                   |  | 2011春 | -     | -     | -     | -    | -     | -    | -     | -    | -    | -    |
|                   |  | 2011秋 | 1,987 | 1,113 | 725   | 130  | 68    | 10   | 4,033 | 4    | 4.19 | 4.29 |
|                   |  |       | 49.3% | 27.6% | 18.0% | 3.2% | 1.7%  | 0.2% |       |      |      |      |
|                   |  | 2012春 | 2,669 | 1,464 | 970   | 205  | 160   | 17   | 5,485 | 17   | 4.14 | 4.23 |
|                   |  |       | 48.7% | 26.7% | 17.7% | 3.7% | 2.9%  | 0.3% |       |      |      |      |
|                   |  | 2012秋 | 2,069 | 1,071 | 725   | 135  | 92    | 12   | 4,104 | 4    | 4.18 | 4.32 |
|                   | 50.4%  | 26.1% | 17.7% | 3.3%  | 2.2%  | 0.3% |       |      |       |      |      |      |
| 2013春             | 2,679  | 1,535 | 1,019 | 212   | 146   | 17   | 5,608 | 12   | 4.13  | 4.27 |      |      |
|                   | 47.8%  | 27.4% | 18.2% | 3.8%  | 2.6%  | 0.3% |       |      |       |      |      |      |
| 2013秋             | 1,864  | 943   | 553   | 118   | 63    | 10   | 3,551 | 4    | 4.24  | 4.34 |      |      |
|                   | 52.5%  | 26.6% | 15.6% | 3.3%  | 1.8%  | 0.3% |       |      |       |      |      |      |
| 11                | この講義について、全体としてどのような印象を持ちましたか。<br>【評価凡例】<br>5: 良かった<br>1: 良くなかった<br>N: 該当なし | 2010春 | -     | -     | -     | -    | -     | -    | -     | -    | -    | -    |
|                   |  | 2010秋 | -     | -     | -     | -    | -     | -    | -     | -    | -    | -    |
|                   |  | 2011春 | -     | -     | -     | -    | -     | -    | -     | -    | -    | -    |
|                   |  | 2011秋 | -     | -     | -     | -    | -     | -    | -     | -    | -    | -    |
|                   |  | 2012春 | 2,444 | 1,492 | 1,121 | 232  | 176   | 17   | 5,482 | 20   | 4.05 | 4.15 |
|                   |  |       | 44.6% | 27.2% | 20.4% | 4.2% | 3.2%  | 0.3% |       |      |      |      |
|                   |  | 2012秋 | 1,871 | 1,129 | 806   | 170  | 115   | 12   | 4,103 | 5    | 4.08 | 4.24 |
|                   |  |       | 45.6% | 27.5% | 19.6% | 4.1% | 2.8%  | 0.3% |       |      |      |      |
|                   |  | 2013春 | 2,488 | 1,483 | 1,165 | 276  | 184   | 12   | 5,608 | 12   | 4.03 | 4.20 |
|                   |  |       | 44.4% | 26.4% | 20.8% | 4.9% | 3.3%  | 0.2% |       |      |      |      |
| 2013秋             | 1,746  | 953   | 619   | 159   | 69    | 3    | 3,549 | 6    | 4.17  | 4.29 |      |      |
|                   | 49.2%  | 26.9% | 17.4% | 4.5%  | 1.9%  | 0.1% |       |      |       |      |      |      |

設問別評価の推移



## 2013年度 授業評価アンケート集計結果(個別設問)

明治学院大学

|       |           |      |       |     |       |
|-------|-----------|------|-------|-----|-------|
| 学科・専攻 | 法律学科(春学期) | 回答者数 | 5,620 | 回答率 | 50.4% |
|-------|-----------|------|-------|-----|-------|

| No.        | 設問文   | 回答数/回答率        |                |                |             |             |              | 有効回答  | 無効回答 | 当学科平均点 |
|------------|---|----------------|----------------|----------------|-------------|-------------|--------------|-------|------|--------|
|            |   | 5              | 4              | 3              | 2           | 1           | N            |       |      |        |
| F この授業について |   |                |                |                |             |             |              |       |      |        |
| 12         | この授業を他人に勧めたいですか。  | 2,219<br>39.9% | 1,346<br>24.2% | 1,329<br>23.9% | 298<br>5.4% | 329<br>5.9% | 42<br>0.8%   | 5,563 | 57   | 3.85   |
| 13         | この講義を通じて、学部学科の教育理念・教育目的に対する理解・共感を深めることができましたか(教育理念・教育目的を知らない場合はNを選択してください)。 | 1,691<br>30.7% | 1,205<br>21.9% | 1,319<br>24.0% | 221<br>4.0% | 195<br>3.5% | 870<br>15.8% | 5,501 | 119  | 3.25   |

|       |           |      |       |     |       |
|-------|-----------|------|-------|-----|-------|
| 学科・専攻 | 法律学科(秋学期) | 回答者数 | 3,555 | 回答率 | 40.7% |
|-------|-----------|------|-------|-----|-------|

| No.        | 設問文   | 回答数/回答率        |              |              |             |             |              | 有効回答  | 無効回答 | 当学科平均点 |
|------------|---|----------------|--------------|--------------|-------------|-------------|--------------|-------|------|--------|
|            |   | 5              | 4            | 3            | 2           | 1           | N            |       |      |        |
| F この授業について |   |                |              |              |             |             |              |       |      |        |
| 12         | この授業を他人に勧めたいですか。  | 1,572<br>44.7% | 891<br>25.3% | 721<br>20.5% | 163<br>4.6% | 148<br>4.2% | 20<br>0.6%   | 3,515 | 40   | 4.00   |
| 13         | この講義を通じて、学部学科の教育理念・教育目的に対する理解・共感を深めることができましたか(教育理念・教育目的を知らない場合はNを選択してください)。 | 1,147<br>33.2% | 718<br>20.8% | 785<br>22.7% | 115<br>3.3% | 119<br>3.4% | 572<br>16.6% | 3,456 | 99   | 3.27   |